Commercial Kitchen Equipment Parts

# METRO SUPER-ERECTA

## Metro SUPER-ERECTA Specification Sheet

**Provided by PartHubz**

parthubz.com

833-700-8006 | support@parthubz.com

We put space to work.

**Item #** _____

**Job** _____

# Super Erecta Top-Track® High-Density Storage

For Super Erecta (wire, solid, drop mat, baskets), Super Adjustable Super Erecta, and Super Erecta Pro

- **Maximizes Storage Capacity:** Top-Track can increase the storage capacity of a given area up to 40%. The system allows more storage units to fit in a defined space. A movable, open aisle allows full access to each entire shelving unit thus eliminating hard to reach or "dead" spaces.

- **Easy Access:** The overhead track system guides the mobile units and opens an access aisle between any two units, whenever it is needed. The track is above the storage units enabling easy access for employees or for utility carts, simplifying the material handling task.

- **Cost-Saving Performance:** This efficient utilization of space addresses the storage needs of new or growing operations. In a new facility, less square footage would have to be dedicated to storage. In growing operations, MetroMax Top-Track can eliminate the need to expand the facility to handle increasing storage requirements, greatly reducing the costs associated with a growing business's needs.

- **Clean Design:** Guide tracks are installed overhead enabling easy cleaning of floors.

- **Increased Productivity:** With reduced square footage dedicated to storage, Top-Track maximizes the amount of productive "front of the house" space available, increasing daily revenues. The system compensates for uneven floor surfaces. Floor should be smooth and free from large cracks or raised obstacles.

- **Uniquely Interchangeable:** Mix and match Super Erecta shelf styles to optimize the storage space. (Note Spec Sheet #)

| | |
|---|---|
| Super Erecta wire | (#10.01) |
| Super Erecta solid | (#10.20) |
| Super Erecta drop mat | (#10.12) |
| Super Erecta basket shelf | (#10.85) |
| Super Adjustable (quick adjust) | (#10.01A) |
| Super Erecta Pro (polyme rshelf mats) | (#10.80) |

**InterMetro Industries Corporation**
North Washington Street, Wilkes-Barre, PA 18705

Product Information. U.S. and Canada: 1.800.992.1776
Outside U.S. and Canada: www.metro.com/contactus

LO2-039 Printed in U.S.A. 1/21

Information and specifications are subject to change without notice. Please confirm at time of order.

Copyright © 2021 InterMetro Industries Corp.

**SYSTEM COMPONENTS**
- **A** = Stationary End Units
- **B** = Stationary Intermediate Unit (Optional)
- **C** = Track Set
- **D** = Mobile Units
- **E** = Open Aisle

FRONT VIEW

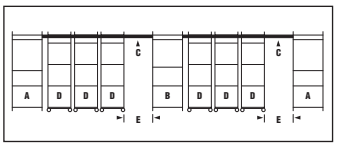

OVERHEAD VIEW

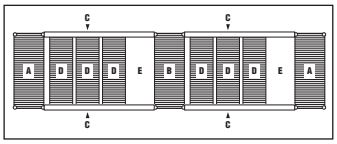

# System Measurements

- Actual length: Nominal track length + nominal width of each end unit + 2" (51mm)
- Actual width: Nominal Shelf length + 3-1/2" (89mm)
- Actual height of system is approximately 87" (2210mm)

It is recommended that the tracks are installed at least 5" (127mm) from the wall.

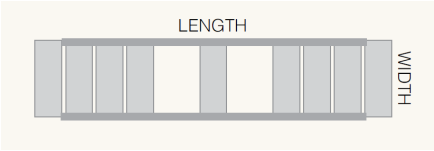


## Mobile Unit Measurements

To accommodate bumpers, the actual size of a mobile unit is 2.5" (63.5 mm) wider than the shelf width shown. For example, an 18" (457 mm) wide unit is actually 20.5" (521 mm).

**Choosing shelves:** All end, intermediate, and mobile units must be 18" (457 mm) or wider.

Choose from Super Erecta and Super Adjustable options.
Super Adjustable shelves must be combined with top and bottom Super Erecta round collar shelves for Top-Track.

## Stationary End Unit Kit (Choose one kit for each system)

Includes 86" high posts (2184mm) high stationary posts, and hardware necessary for connecting stationary end units to tracks. Shelves are sold separately.

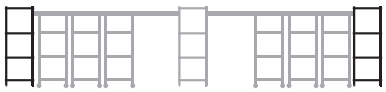

Traditional Configuration with stationary end units. ONE End Unit Kit is required per system. Shelves are ordered separately.

| Fits Shelf Width (in.) | mm) | Approx. Pkd. Wt. (lbs.) | (kg). | Chrome Cat. No. | Metroseal Green Cat. No. | Metroseal Gray Cat No. | Stainless Steel Cat. No |
|---|---|---|---|---|---|---|---|
| 18 | 457 | 50.0 | 22.7 | **TTE18C** | **TTE18K3** | **TTE18K4** | **TTE18S** |
| 21 | 530 | 50.5 | 22.9 | **TTE21C** | **TTE21K3** | **TTE21K4** | **TTE21S** |
| 24 | 610 | 51.0 | 23.1 | **TTE24C** | **TTE24K3** | **TTE24K4** | **TTE24S** |

Note: All kits come with plated foot plates. Stainless Steel Foot plates must be ordered separately

## Stationary Intermediate Units

Required when overall desired track length exceeds 21' (6405mm). Optional when track length is under 21' (6405mm). Includes 86" high posts (2184mm) high stationary posts, and hardware necessary for connecting one stationary intermediate unit to tracks. Shelves are sold separately.

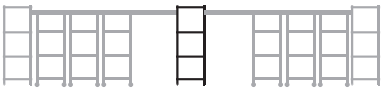

ONE Intermediate Kit (see rules). Shelves are ordered separately.

| Fits Shelf Width (in.) | mm) | Approx. Pkd. Wt. (lbs.) | (kg). | Chrome Cat. No. | Metroseal Green Cat. No. | Metroseal Gray Cat No. | Stainless Steel Cat. No |
|---|---|---|---|---|---|---|---|
| 18 | 457 | 27.1 | 12.3 | **TTA18C** | **TTA18K3** | **TTA18K4** | **TTA18S** |
| 21 | 530 | 27.6 | 12.5 | **TTA21C** | **TTA21K3** | **TTA21K4** | **TTA21S** |
| 24 | 610 | 28.1 | 12.7 | **TTA24C** | **TTA24K3** | **TTA24K4** | **TTA24S** |

Note: All kits come with plated foot plates. Stainless Steel Foot plates must be ordered separately

## Mobile Units (One kit required per mobile unit)

Includes four 74" (1880mm) high mobile posts, four casters, donut bumpers, guide rollers, and other hardware to assemble a mobile unit. Shelves are sold separately.

Using 18" (457mm) wide mobile units: Maximum allowable shelf length is 60" (1524mm). Maximum of five 18" (457mm) units are allowable between two stationary units.

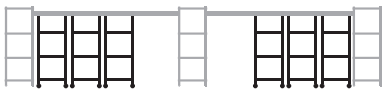

ONE Mobile kit per mobile unit. Example: (6) needed in the above picture. Shelves are ordered separately.

| Fits Shelf Width (in.) | mm) | Approx. Pkd. Wt. (lbs.) | (kg). | Chrome Cat. No. | Metroseal Green Cat. No. | Metroseal Gray Cat No. | Stainless Steel Cat. No |
|---|---|---|---|---|---|---|---|
| 18 | 457 | 32.0 | 14.5 | **TTM18C** | **TTM18K3** | **TTM18K4** | **TTM18S** |
| 21 | 530 | 33.0 | 15.0 | **TTM21C** | **TTM21K3** | **TTM21K4** | **TTM21S** |
| 24 | 610 | 34.0 | 15.4 | **TTM24C** | **TTM24K3** | **TTM24K4** | **TTM24S** |

Note: All chrome kits come with chrome plated casters. All Metroseal and Stainless kits come with stainless casters.

Under normal conditions, aisle width of 30"-36" (760-914mm) is recommended. The storage of very large objects within the system, however, may require an aisle width larger than 36" (914mm).

**Track Sets**
Includes tracks and hardware needed to assemble track runs up to 21' (6400mm).

| Dimensions Length (ft.) | (mm) | Approx. Pkd. Wt. (lbs.) | (kg) | Super Erecta Brite Cat. No. |
|---|---|---|---|---|
| 2.5 | 762 | 15.0 | 6.8 | **TTS2.5NA** |
| 6 | 1828 | 40.5 | 18.2 | **TTS6NA** |
| 7 | 2135 | 47.5 | 21.3 | **TTS7NA** |
| 8 | 2440 | 56.0 | 25.2 | **TTS8NA** |
| 9 | 2743 | 62.5 | 28.1 | **TTS9NA** |
| 10 | 3048 | 69.5 | 31.2 | **TTS10NA** |
| 11 | 3352 | 76.5 | 34.4 | **TTS11NA** |
| 12 | 3657 | 83.5 | 37.5 | **TTS12NA** |
| 13 | 3962 | 92.0 | 41.4 | **TTS13NA** |

| Dimensions Length (ft.) | (mm) | Approx. Pkd. Wt. (lbs.) | (kg) | Chrome Cat. No. |
|---|---|---|---|---|
| 14 | 4267 | 98.0 | 44.1 | **TTS14NA** |
| 15 | 4572 | 106.5 | 47.9 | **TTS15NA** |
| 16 | 4877 | 113.5 | 51.0 | **TTS16NA** |
| 17 | 5182 | 121.0 | 54.4 | **TTS17NA** |
| 18 | 5486 | 128.0 | 58.0 | **TTS18NA** |
| 19 | 5791 | 135.0 | 60.7 | **TTS19NA** |
| 20 | 6096 | 142.0 | 63.9 | **TTS20NA** |
| 21 | 6400 | 149.0 | 67.0 | **TTS21NA** |

Note: Note: TTS2.5NA includes a joining kit to connect the tracks to other track sets.

## For best performance on heavily loaded systems:

1. For configurations using shelves 60" (1524mm) or longer and managing heavier loads choose a more rigid shelving option. Wire shelving – Use all Super Erecta or Super Erecta Pro round collar shelves.
2. Mobile Units: If 18" (457mm) wide mobile units are planned, the maximum allowable size shelf is 60" (1524mm) long. If 18" (457mm) wide by 60" (1524mm) long mobile units are planned, a maximum of five 18" (457mm) mobile units are allowable between two stationary units. 18" (457mm), 21" (530mm) and 24" (610mm) wide mobile units can be intermixed in a given system. The standard system requires 74" (1880mm) posts on the mobile units.
3. Weight capacities (evenly distributed) - Mobile Units. Super Erecta, Super Erecta Pro - up to 900lbs. (408kg)
4. When using long tracks, 13ft or longer, securing the stationary units to the floor will help to keep the system in alignment.

## Additional Configuration Notes

1. Standard Top-Track models include 86" (2185mm) stationary posts and 74" (1880mm) Top-Track mobile posts. If a taller system or shorter system is required, consult Metro Engineering.
2. Existing Metro Super Erecta, Super Adjustable, and Super Erecta Pro can be retrofitted as part of a Top-Track installation.

## Installation Guidelines

1. It is recommended that the tracks are installed a minimum of 5" (127mm) from the wall.
2. It is the discretion of the user to install the end units to the floor.
3. Floor should be level, smooth, and free from cracks and raised objects.
4. For new construction, it is recommended that flooring of suitable durability is used in areas where Top-Track will be installed. When such flooring is not an option, floor pad protectors are recommended to protect soft flooring materials from wear and tear.
5. Enclosure panels may be used on mobile units. Panels must be mounted to ensure they do not interfere with the tracks.

## Mobile Unit — Space Calculator . (Use to help determine the quantity of mobile units and the open aisle dimension)

| | Nominal Shelf Depth | Actual Depth with Bumpers | Space Occupied by Each Quantity of Mobile Units qty. 1 | qty. 2 | qty. 3 | qty. 4 | qty. 5 | qty. 6 | qty. 7 | qty. 8 | qty. 9 | qty. 10 | qty. 11 |
|---|---|---|---|---|---|---|---|---|---|---|---|---|---|
| (in.) | 18 | 20.5 | 20.5 | 41 | 61.5 | 82 | 102.5 | 123 | 143.5 | 64 | 184.5 | 205 | 225.5 |
| (in.) | 21 | 23.5 | 23.5 | 47 | 70.5 | 94 | 117.5 | 141 | 164.5 | 188 | 211.5 | — | — |
| (in.) | 24 | 26.5 | 26.5 | 53 | 79.5 | 106 | 132.5 | 159 | 185.5 | 212 | — | — | — |
| (mm) | 457 | 520.5 | 520.5 | 1041 | 1561.5 | 2082 | 2602.5 | 3123 | 3643.5 | 4164 | 4684.5 | 5205 | 5725.5 |
| (mm) | 530 | 593.5 | 593.5 | 1187 | 1780.5 | 2374 | 2967.5 | 3561 | 4154.5 | 4748 | 5341.5 | — | — |
| (mm) | 610 | 673.5 | 673.5 | 1347 | 2020.5 | 2694 | 3367.5 | 4041 | 4714.5 | 5388 | — | — | — |

| **Replacement Parts** | **Model No.** |
|---|---|
| Rollers (bag of 4) | **HDWE-TTROLL** |
| Bumpers for mobile units | **9992DB** |
| Caster* | **5MPOR** (plated stem/horn); **5MPORSA** (stainless steel stem/horn) |
| Track joining kits | **HDWE-TTJOIN** |
| Hardware for track | **RPHDWE-TTECAP** |
| Footplates* | **9993Z** (zinc plated), **9993S** (Stainless Steel) |

For older Top-Track systems installed prior to 2002, consult your Metro representative.

Job _____

# Super Erecta Top-Track® High-Density Storage

METRO®
We put space to work.®

## Order Guide

**1.** Identify the available floor space
Evaluate Top-Track configurations to fill the space. The amount of space needed for the Top-Track unit is calculated by using this formula:
Nominal track length + Nominal widths of each end unit + 2" (51mm).

**2.** Choose the shelving and desired posts.
Choose **(1) end unit kit** based on shelf depth.
Choose **(1) track set** to fill the space.
Select **shelves**.

**3.** Determine the desired open aisle space.
Reference the Mobile Unit — Space Calculator table on the previous page to select the depth and quantities of mobile units.

Select **mobile unit kits** (including finish for the casters). One needed per mobile unit.
Select **shelves**.

## Example: (using MetroMax i)

**1.** 196" (4979mm) of floor space
12' track + 24" end + 24" end + 2" = 194"
3657mm + 610mm + 610mm +51mm = 4928mm

Top-Track system can be assembled to fill 194" (4928mm) length of floor space.

**2.**

| | | |
|---|---|---|
| End unit kit | **TTE24C** | (qty. 1) |
| Wire shelves | **2448NC** | (qty. 8) |
| Solid shelves | **2448FG** | (qty. 2) |
| Track Set | **TTS12NA** | (qty. 1) |

**3.** Desired open aisle is 36" (914mm).
Tracks measure 12' or 144" (3657mm).

Available space for mobile units is:
144" – 36" = 108" (3657 – 914 = 2743mm)

Each nominal 24" (610mm) unit measures 26.5" (673.5mm) when you include the bumpers.
(4) 26.5" (673.5mm) deep units = 106" (2440mm)

| | | |
|---|---|---|
| Mobile unit kit | **TTM24C** | (qty. 4) |
| Grid shelves | **2448NC** | (qty. 12) |
| Solid shelves | **2448FG** | (qty. 4) |

## Top-Track Floor Pad Protectors

- Compensate for soft flooring materials by protecting the floor from normal wear and tear from mobile units.
- To make more applicable for sterile environments a bead of silicone (not included) is recommended to seal the seam between the floor pads and the floor.
- Material: aluminum

| For Track Length (ft) | (mm) | Model No. | For Track Length (ft) | (mm) | Model No. |
|---|---|---|---|---|---|
| 6 | 1828 | **FPS6N** | 14 | 4267 | **FPS14N** |
| 7 | 2135 | **FPS7N** | 15 | 4572 | **FPS15N** |
| 8 | 2440 | **FPS8N** | 16 | 4877 | **FPS16N** |
| 9 | 2743 | **FPS9N** | 17 | 5182 | **FPS17N** |
| 10 | 3048 | **FPS10N** | 18 | 5486 | **FPS18N** |
| 11 | 3353 | **FPS11N** | 19 | 5791 | **FPS19N** |
| 12 | 3657 | **FPS12N** | 20 | 6096 | **FPS20N** |
| 13 | 3962 | **FPS13N** | 21 | 6400 | **FPS21N** |

## Top-Track Wall Mount Bracket

Used to attach one set of tracks to the wall. Eliminates the need for a stationary end unit. Includes one pair of plated wall brackets. Hardware to attach the brackets to the wall is NOT included.
**Model No. TTWM**

TTWM


Top-Track® Floor Protectors

## Top-Track Stop Plate Kit

Used in conjunction with the Wall Mount Bracket kit. The aluminum stop plates bolt to the underside of the track next to the wall brackets to prevent mobile units from bumping into the wall.
**Model No. TTSTP**

TTSTP



an Ali Group Company
ALI GROUP
The Spirit of Excellence

Commercial Kitchen Equipment Parts

Find more Metro equipment resources at

**parthubz.com/equipment/metro**

---

## Need parts or service?

Call 833-700-8006

support@parthubz.com

parthubz.com